

Northern Physicians Organization Dashboard Presentation



NORTHERN
PHYSICIANS
ORGANIZATION

NPOINC.ORG

Our Platform



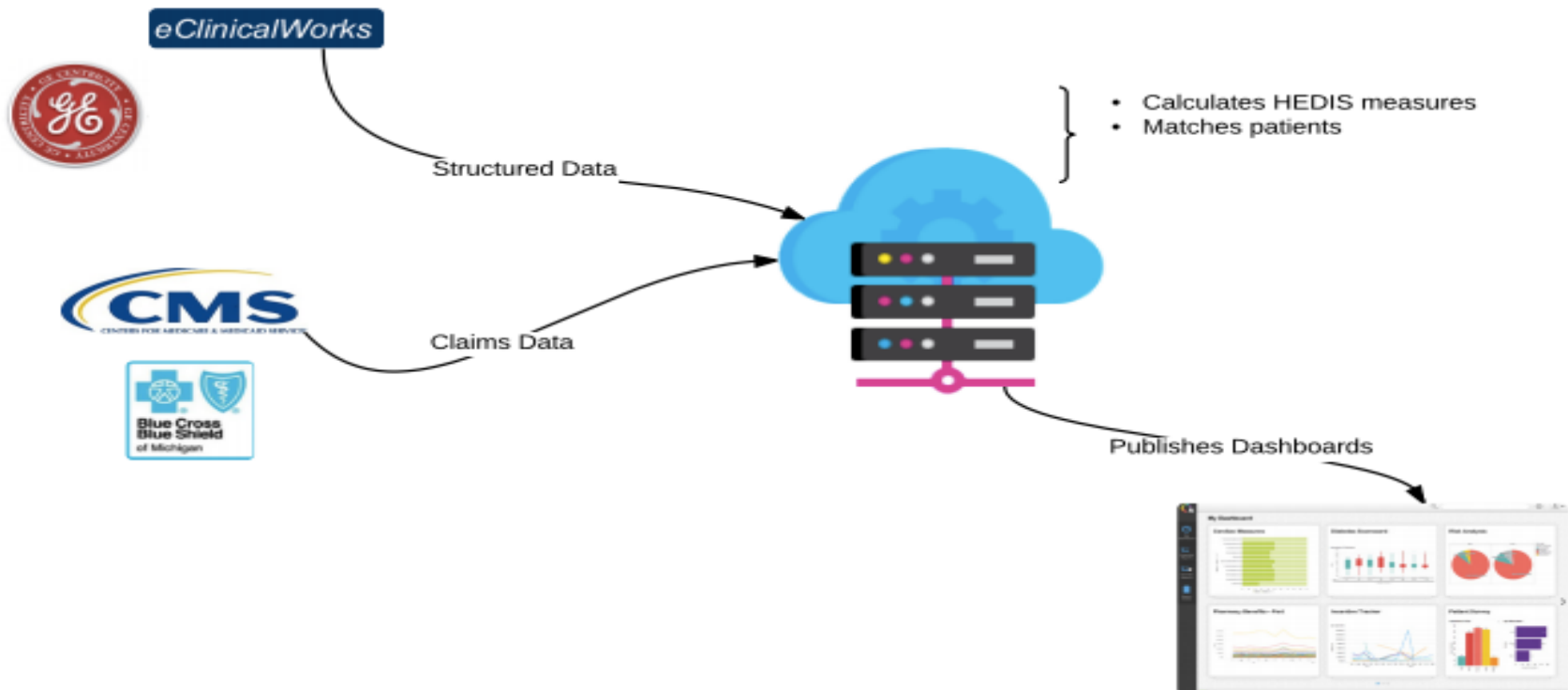
CCMR Analytics Dashboards

- HEDIS and ACO measures at the practice/facility level.
- Data is refreshed every three weeks (depending on platform).
 - HEDIS measure reports will be available in Sept/Oct for eCW in EMR.
- Structured data from other connected practices is included.
 - Data can be viewed at a facility, provider, or patient level.
- Ability to pull gaps in care reports and export directly to Microsoft Excel.

Our Platform



NEXTGEN[®]
HEALTHCARE



Our Platform



What is Structured Data?

- Reviewed and Resulted Labs/DIs.
- Structured Text.
 - Date of Last Diabetic Eye Exam.
- Problem Lists, Medications, Allergies.
- CPT Codes.

No structured data means.....

Our Platform



NORTHERN
PHYSICIANS
ORGANIZATION
















Facility Level Dashboard

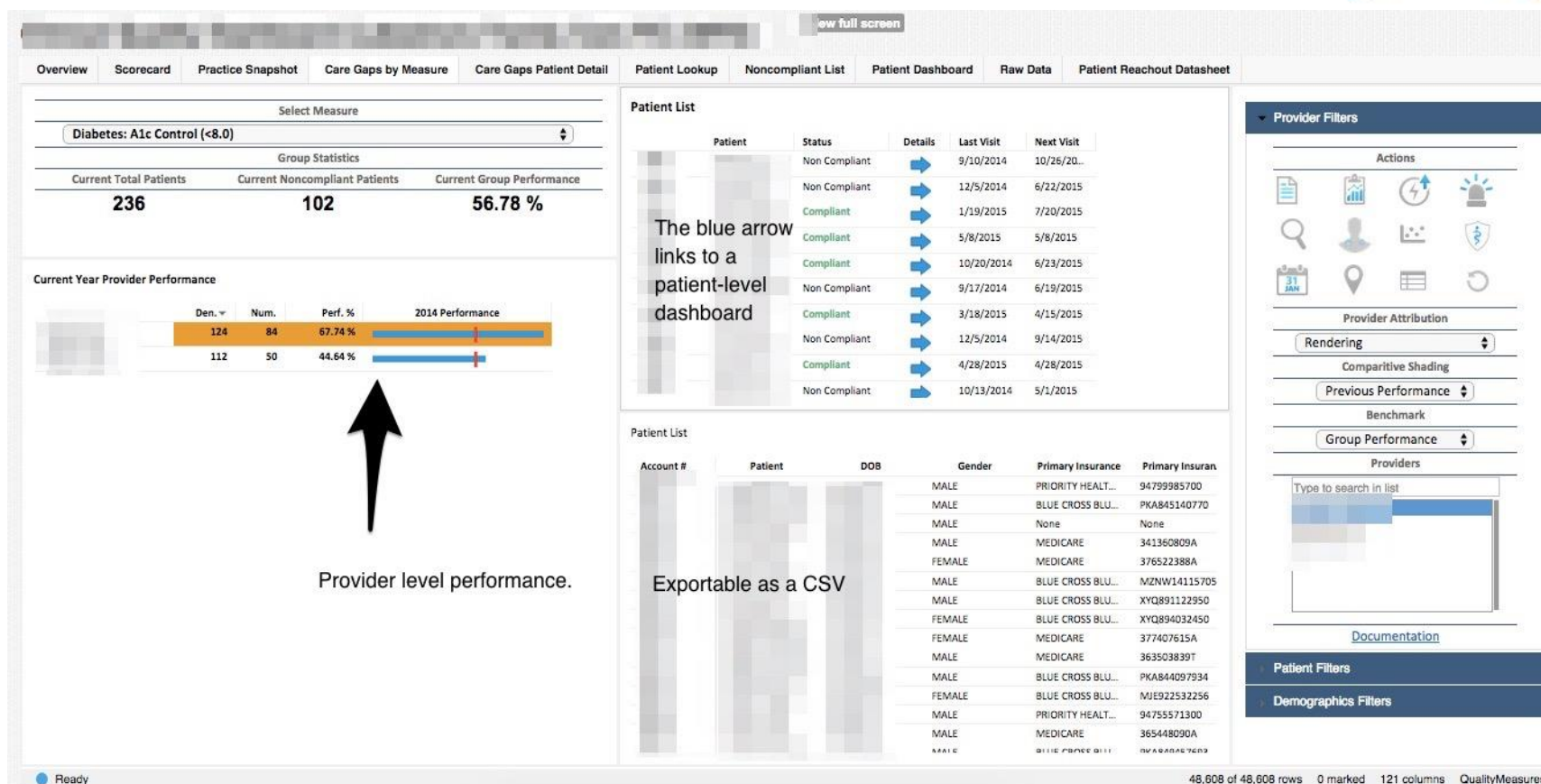
[view full screen](#)

Overview Scorecard Practice Snapshot Care Gaps by Measure Care Gaps Patient Detail Patient Lookup Noncompliant List Patient Dashboard Raw Data Pati

"Current Year" Measure Scorecard

	Denominator	Numerator	Performance	National 50th	# Patients	Exclusion
Diabetes						
Diabetes: A1c Control (<8.0)	415	331	79.76 % 	N/A	N/A	5
Diabetes: A1c Poor Control (>9.0)	415	26	6.27 % 	29.00 %	0	5
Diabetes: A1c Screening	415	388	93.49 % 	89.00 %	0	5
Diabetes: A1c Superior Control (<7.0)	415	233	56.14 % 	N/A	N/A	5
Diabetes: ACE/ARB Therapy for Patients wit...	324	261	80.56 % 	N/A	N/A	0
Diabetes: BP Control (<140/90)	415	370	89.16 % 	N/A	N/A	5
Diabetes: Eye Exam	415	314	75.66 % 	57.00 %	0	5
Diabetes: Foot Exam	415	7	1.69 % 	N/A	N/A	5
Diabetes: LDL Control	415	372	89.64 % 	N/A	N/A	5
Diabetes: LDL Screening	415	373	89.88 % 	84.00 %	0	5
Diabetes: Nephropathy Screening	405	379	93.58 % 	81.00 %	0	5
Diabetes: Statin Adherence	415	330	79.52 % 	N/A	N/A	5
Diabetes: Tobacco Non-Use	415	383	92.29 % 	N/A	N/A	5

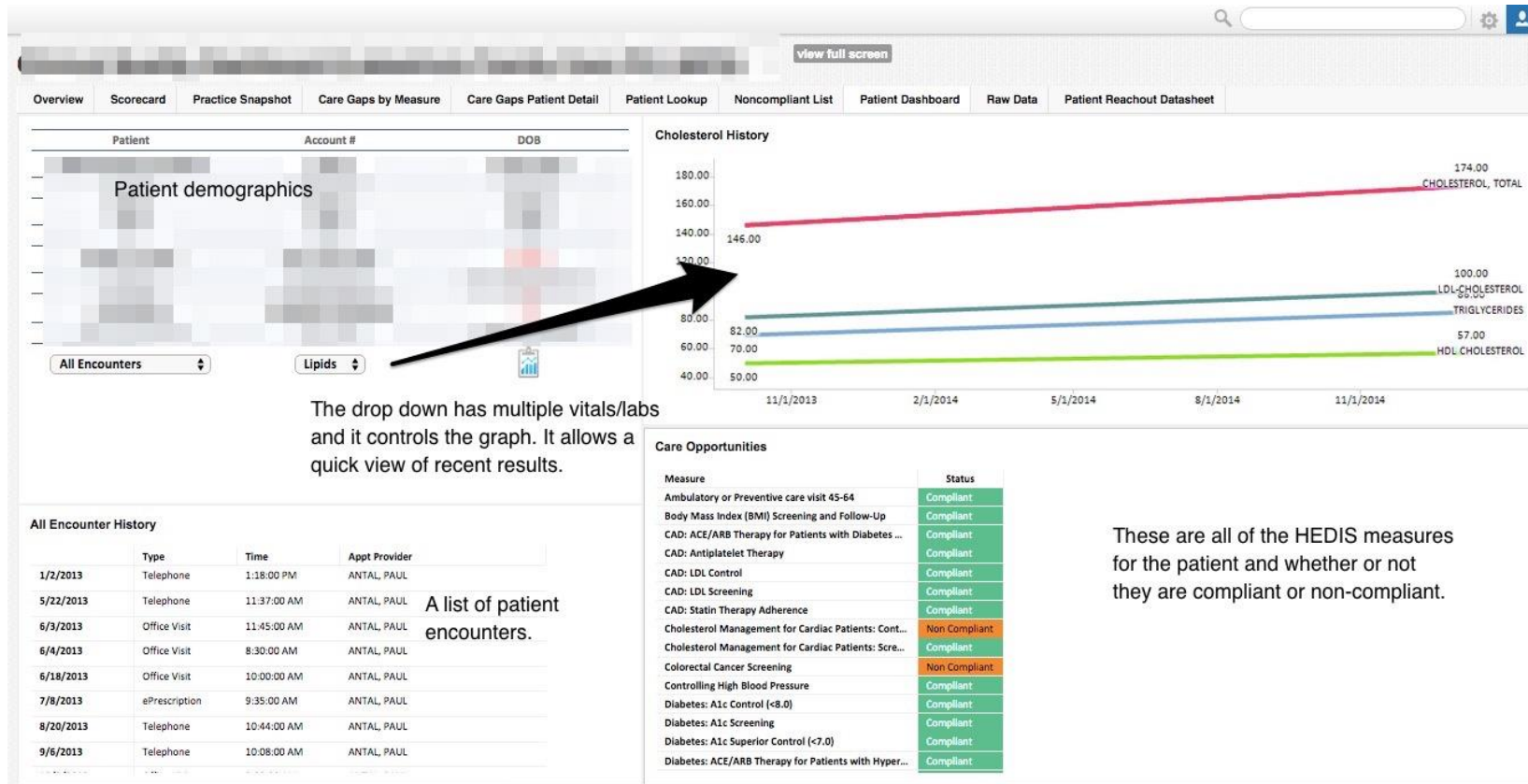
Provider Level Dashboard



Patient Level Dashboard



NORTHERN
PHYSICIANS
ORGANIZATION



Advanced Filtering



Source	Total Care Ops
<input checked="" type="checkbox"/> Claims	0
<input checked="" type="checkbox"/> Community EMR	29
<input checked="" type="checkbox"/> EMR	

Compliance Source

Include External Compliance ▾

Compliance Status

All ▾

Next Appointment Status

All Patients ▾

Time Since Last Appointment

All Patients ▾

Best Practices



- Select a measure a month and focus on closing the gaps in care.
- Look at upcoming appointments or appointment type and pull the care gaps.
- Pull a report of patients that do not have an upcoming appointment and get them scheduled to close the gaps in care.

Weight and Nutrition Counseling



- Preventive Medicine/Counseling/Communication to Patient
 - Counseling for nutrition provided
 - Counseling for physical activity provided
- The fields must be mapped and will be blue if they are.

Preventive Medicine

Child/Teen: Counseling Nutritional counseling education provided: Yes, Physical activity and exercise counseling provided: Yes.

Questions/Comments

