

HCC Persistency Analytics

Population: BCBSM/BCN MAPPO

Reimbursement Year: 2024

Dates of Service: 1/1/2023 - 8/31/2023

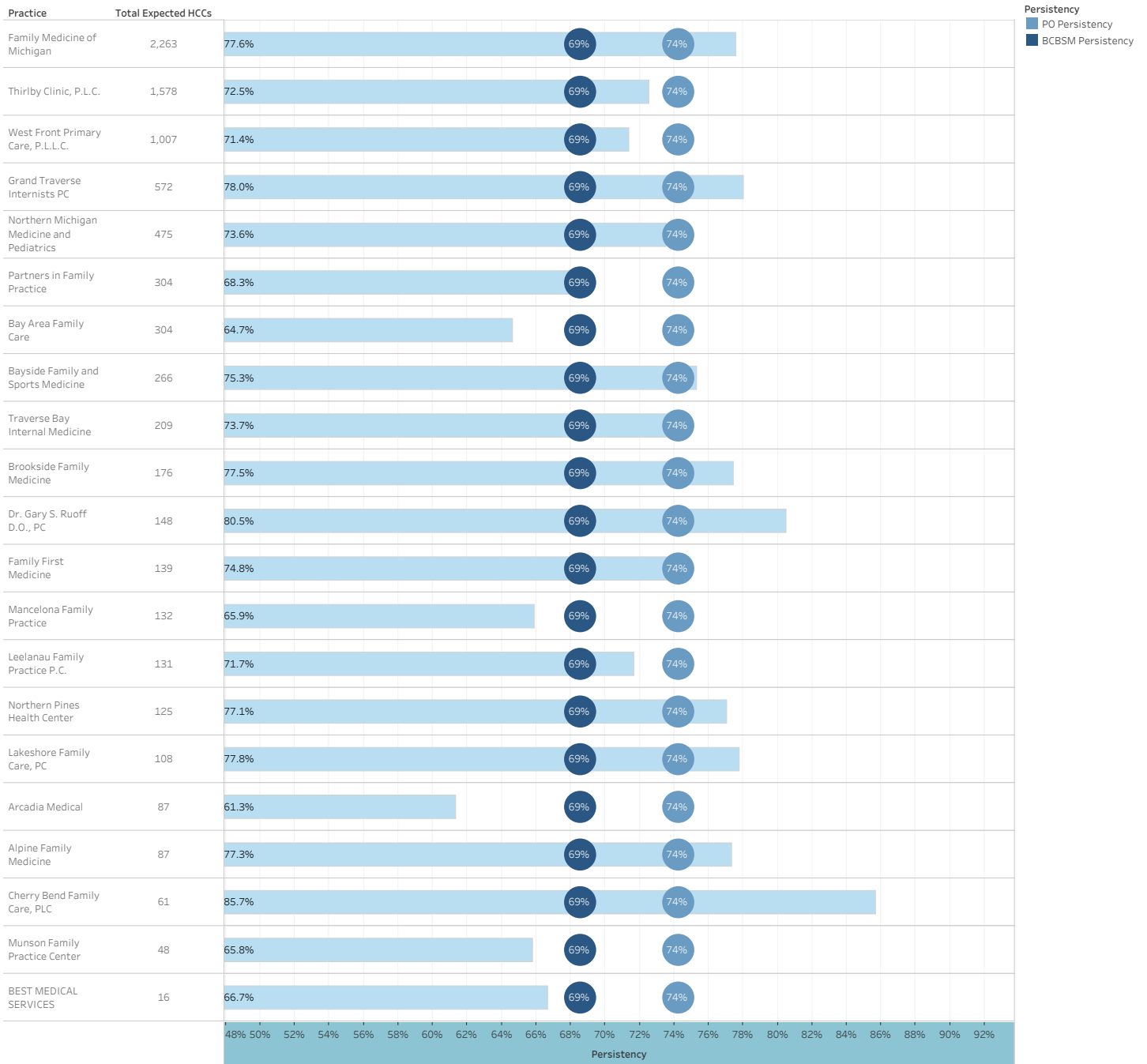
Diagnoses Submitted Through: 8/31/2023

This document includes multiple reports outlining your provider organization's performance in Medicare Advantage risk adjustment as it pertains to the specified population. In particular, the focus of the analytics is on persistency, or recapture rates, of HCCs. Accompanying the report is an Excel file with patient-level information detailing HCCs that have yet to be captured in the current year that were found in the previous year.

The purpose of BCBSM and BCN distributing the information provided is to identify gaps in care to assist in accurate, complete, and timely capture of the full burden of illness each year. This focus will ensure the following:

- Complete and accurate documentation and coding of patient burden of illness to provide appropriate care and surround patient with robust clinical and care management services
- Accurate reimbursement to cover the cost of services necessary to diagnose, treat, manage and monitor patient conditions
- Improve the overall patient experience
- The benefit of improved patient care to the health plan is shared with provider groups in a value-based contract

Practice Comparison



Practice Comparison: Dashboard gives the value of chronic persistency by practice site, with a comparison of the Provider Organization's (PO) persistency as well as the BCBSM/BCN persistency overall persistency. HCCs are sorted by total expected HCCs to display most impactful metrics first.

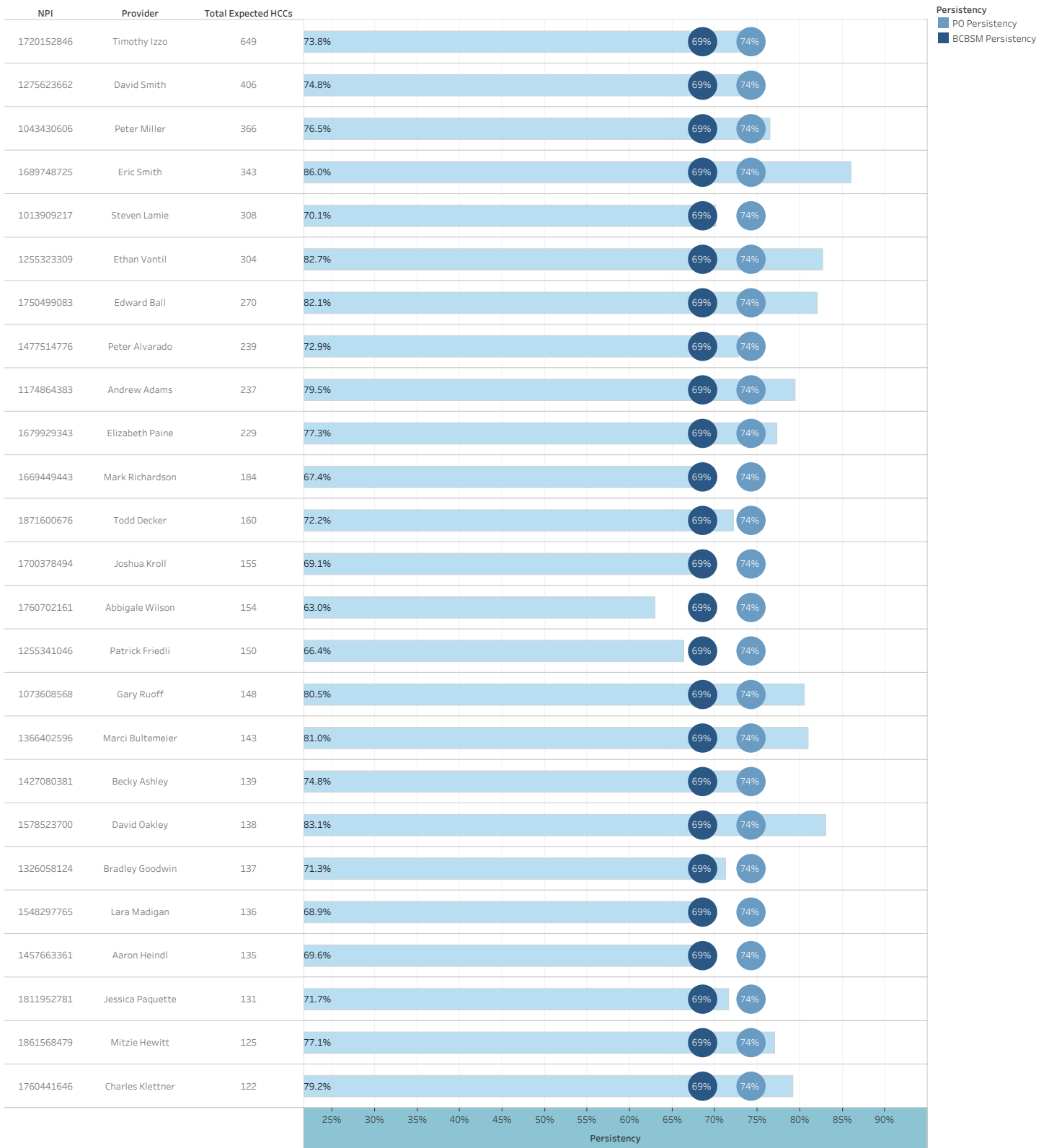
Variables

- Persistency: Recapture rate of chronic HCCs from prior year
- Practice: Practice site
- Total Expected HCCs: Total HCCs expected to be captured based on prior year capture and currently captured new HCCs

Shading

- Persistency: Persistency value for members for the practice site
- PO Persistency: Persistency value fo the Provider Organization's allocated BCBSM/BCN members
- BCBSM Persistency: Persistency value for all associated BCBSM/BCN members

Provider Comparison



Provider Comparison: Dashboard gives the value of chronic persistence by provider, with a comparison of the Provider Organization's (PO) persistence as well as the BCBSM/BCN persistence overall persistence. HCCs are sorted by total expected HCCs to display most impactful metrics first.

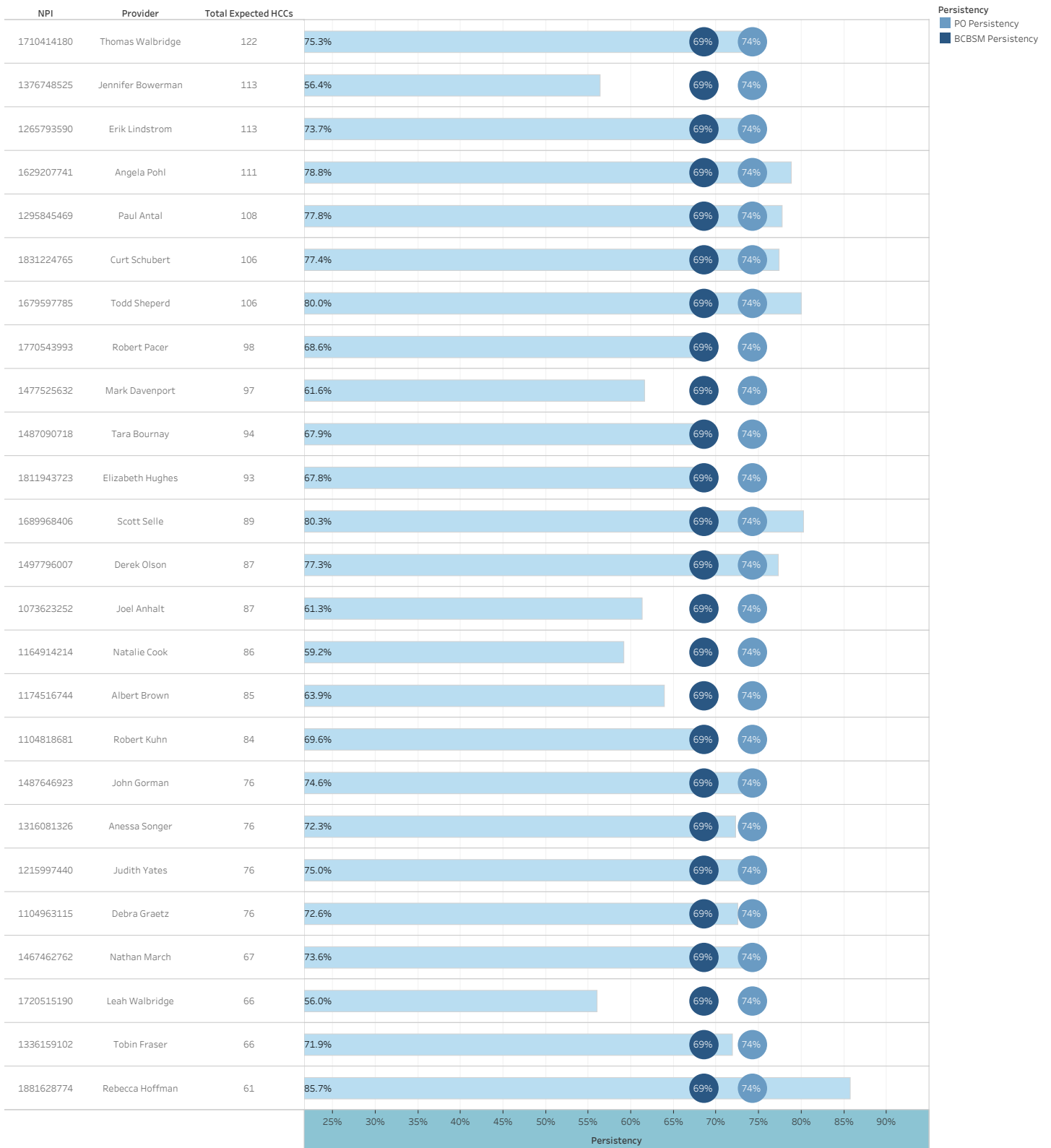
Variables

- Persistence: Recapture rate of chronic HCCs from prior year
- Provider Name: Name of the attributed provider
- NPI: NPI of the attributed provider
- Total Expected HCCs: Total HCCs expected to be captured based on prior year capture and currently captured new HCCs

Shading

- Persistence: Persistence value for members for the practice site
- PO Persistence: Persistence value for the Provider Organization's allocated BCBSM/BCN members
- BCBSM Persistence: Persistence value for all associated BCBSM/BCN members

Provider Comparison



Provider Comparison: Dashboard gives the value of chronic persistency by provider, with a comparison of the Provider Organization's (PO) persistency as well as the BCBSM/BCN persistency overall persistency. HCCs are sorted by total expected HCCs to display most impactful metrics first.

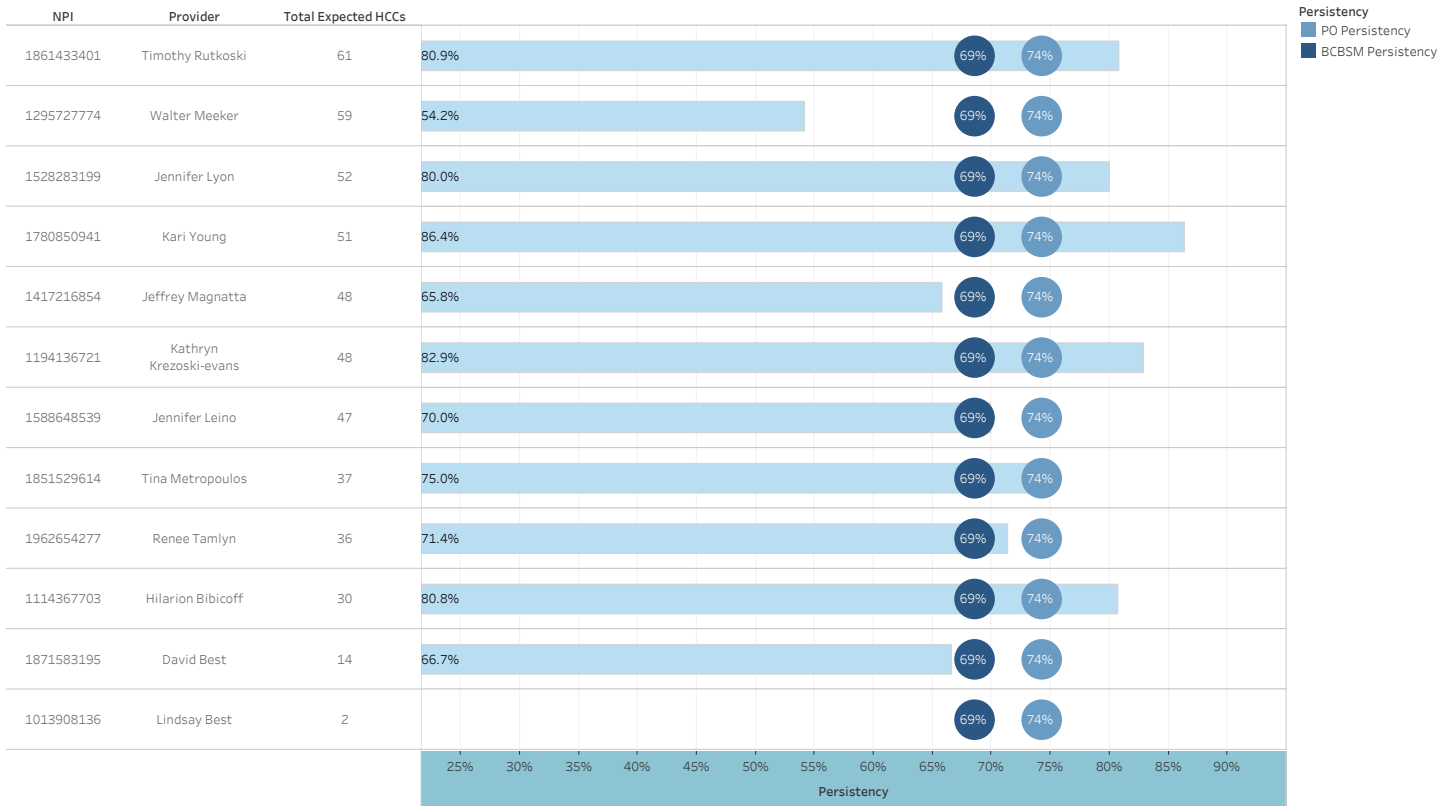
Variables

- Persistency: Recapture rate of chronic HCCs from prior year
- Provider Name: Name of the attributed provider
- NPI: NPI of the attributed provider
- Total Expected HCCs: Total HCCs expected to be captured based on prior year capture and currently captured new HCCs

Shading

- Persistency: Persistency value for members for the practice site
- PO Persistency: Persistency value for the Provider Organization's allocated BCBSM/BCN members
- BCBSM Persistency: Persistency value for all associated BCBSM/BCN members

Provider Comparison



Provider Comparison: Dashboard gives the value of chronic persistency by provider, with a comparison of the Provider Organization's (PO) persistency as well as the BCBSM/BCN persistency overall persistency. HCCs are sorted by total expected HCCs to display most impactful metrics first.

Variables

- Persistency: Recapture rate of chronic HCCs from prior year
- Provider Name: Name of the attributed provider
- NPI: NPI of the attributed provider
- Total Expected HCCs: Total HCCs expected to be captured based on prior year capture and currently captured new HCCs

Shading

- Persistency: Persistency value for members for the practice site
- PO Persistency: Persistency value fo the Provider Organization's allocated BCBSM/BCN members
- BCBSM Persistency: Persistency value for all associated BCBSM/BCN members