

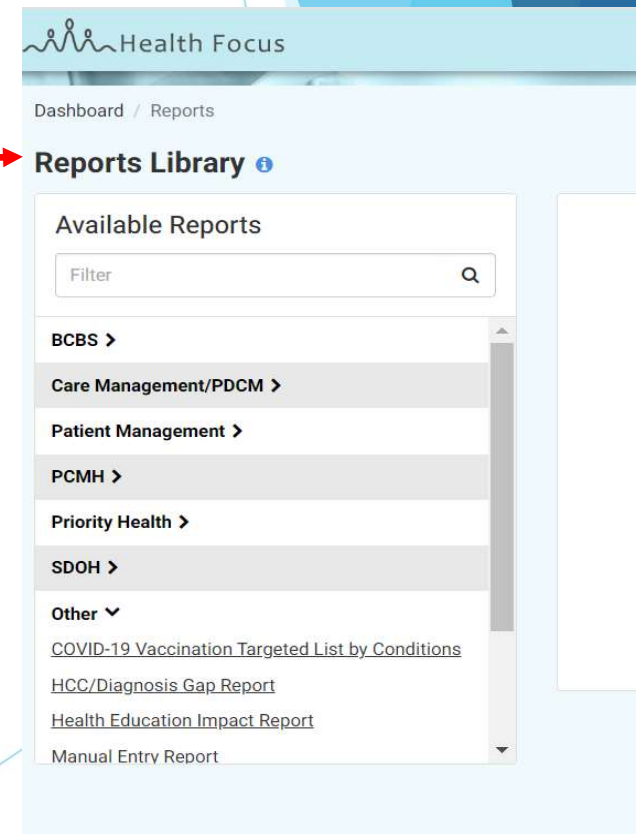
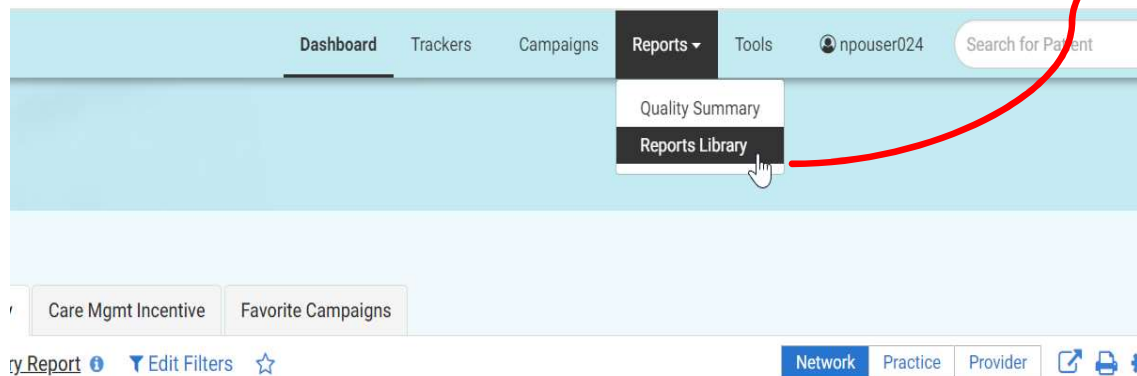


PCMH User Group Meeting

Health Focus Reports

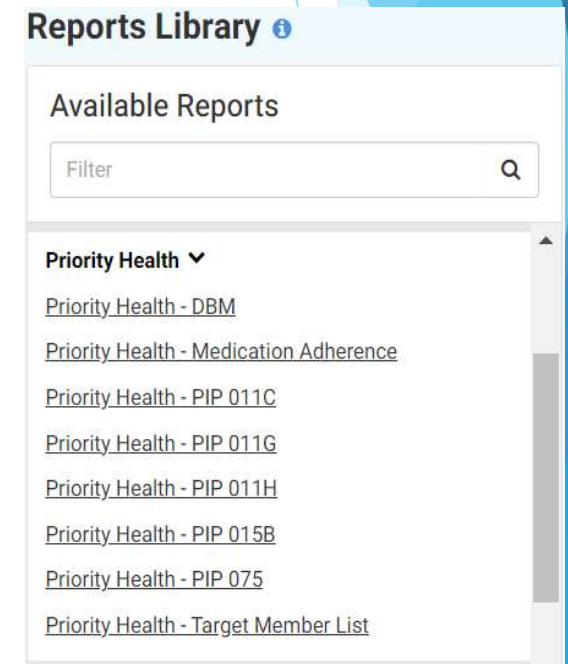
Reports Library

- ▶ To access, select Reports Library from the Reports dropdown.
- ▶ The list of Available Reports will be listed on the left-hand side of the screen.



Priority Health Reports

- ▶ Health Focus receives these reports monthly from Priority Health
- ▶ There are multiple reports available including the DBM and PIP Reports
 - ▶ PIP 011C—HEDIS Gaps in Care
 - ▶ PIP 011G—A1Cs
 - ▶ PIP 011H—HTN Worksheet (Blood Pressures)
 - ▶ PIP 075—Membership File
- ▶ The PIP reports available in Health Focus were the files that were received in FileMart



Priority Health DBM Report

- ▶ Under HCC and PCP:
 - ▶ 0.0 indicates that it is open and not met
 - ▶ 1.0 indicates that it is closed and met
 - ▶ If it is blank, Priority Health does not have enough information. For example, the patient may be new to Priority Health and has no prior claims.

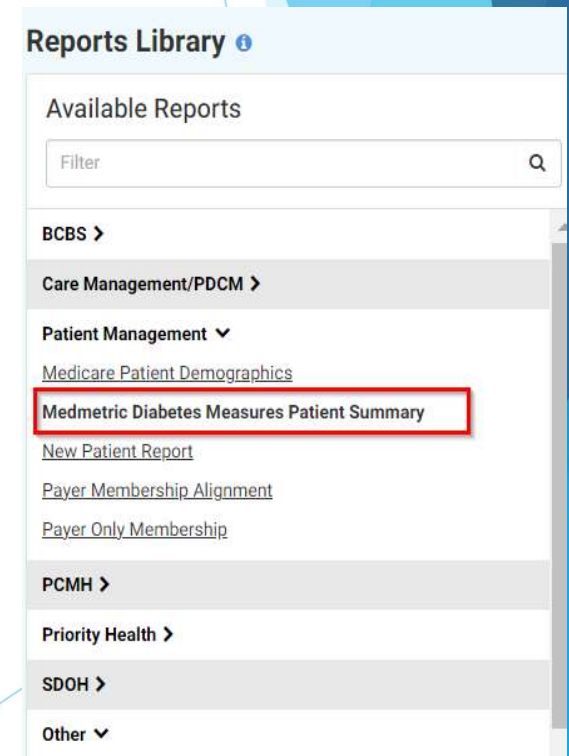
Priority Health - DBM [Edit Filters](#) ☆

Source File: NPO MA-V28 Member List_NPO MA-V28 Member List.csv

Name	timeframe	product	Risk Class	hcc	Hcc Description	Hcc Closed	Member Months	Pcp Visit Flag	Load ID
	YTD 202408	MA-V28	Targeted Att...				8	0	68850
	YTD 202408	MA-V28	Targeted Att...				8	1	68850
	YTD 202408	MA-V28	Targeted Att...	38.0	Diabetes with Glycemic, ...	1.0	8	1	68850
	YTD 202408	MA-V28	Targeted Att...	81.0	Ulcerative Colitis	1.0	8	1	68850
	YTD 202408	MA-V28	Targeted Att...	238.0	Specified Heart Arrhythmi...	1.0	8	1	68850
	YTD 202408	MA-V28	Targeted Att...	238.0	Specified Heart Arrhythmi...	1.0	8	1	68850
	YTD 202408	MA-V28	Targeted Att...	37.0	Diabetes with Chronic Co...	1.0	8	1	68850
	YTD 202408	MA-V28	Targeted Att...	48.0	Morbid Obesity	1.0	8	1	68850

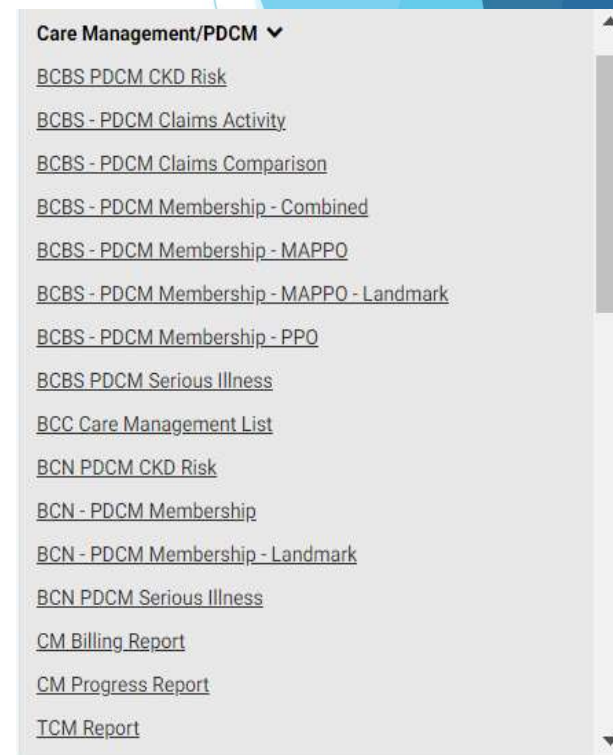
Medmetric Diabetes Measures Patient Summary

- ▶ This report follows the 2024 HEDIS Guidelines for the Diabetic Measures
 - ▶ 2024—Two diabetic diagnoses regardless of encounter type or medication along with a diagnosis of diabetes would put the patient in the DM Measures
 - ▶ Diagnoses on a lab claim are now excluded
- ▶ It is updated weekly and contains the most accurate patient lists
- ▶ Until the new measure engine is released, we recommend using this report over the Quality Summary Report and the Point of Care Screens.



Care Management/PDCM

- ▶ These reports are derived from the PDCM data received from BCBS/BCN
 - ▶ Any report with BCBS or BCN at the beginning indicates the report is data direct from BCBS/BCN
 - ▶ Eligibility, Risk Factors, Claims, and Landmark
- ▶ You can triage patients to determine if Care Management would be the best option for the patient
 - ▶ PDCM CKD Risk and PDCM Serious Illness
- ▶ The claims activity reports list the detailed PDCM claims data that BCBS/BCN have received
- ▶ CM Reports include data that has been captured from the EMR



HCC/Diagnosis Gap Report

Dashboard / Reports

Reports Library

Available Reports

Filter

Priority Health - Medication Adherence

[Priority Health - PIP 011C](#)

[Priority Health - PIP 011G](#)

[Priority Health - PIP 011H](#)

[Priority Health - PIP 015B](#)

[Priority Health - PIP 075](#)

[Priority Health - Target Member List](#)

SDOH

Other

[COVID-19 Vaccination Targeted List by Conditions](#)

[HCC/Diagnosis Gap Report](#)

[Health Education Impact Report](#)

[Manual Entry Report](#)

[Reminder Letters](#)

[SCP ADT Report](#)

[Supplemental Validation Report](#)

[TCM - Audit Report](#)

HCC/Diagnosis Gap Report [Edit Filters](#) [☆](#)



Outlines redocumentation opportunities for HCC conditions.

Fact	HCC Weight	HCC Category	HCC Category Desc	Diagnosis Type	Diagnosis Code	Diagnosis Description	Last Billed Date	Next Due Date	Risk Rank	Next Appointment
	0.383	HCC40	Rheumatoid Arthritis and ...	ICD10CM	M3320	Polymyositis, organ invol...	08/03/2023	01/01/2024	Medium	
	0.522	HCC72	Spinal Cord Disorders/Inj...	ICD10CM	Q046	Congenital cerebral cysts	06/08/2022	01/01/2024	High	
	0.258	HCC48	Coagulation Defects and ...	ICD10CM	D6869	Other thrombophilia	11/15/2022	01/01/2024	High	
	0.378	HCC18	Diabetes with Chronic Co...	ICD10CM	E1165	Type 2 diabetes mellitus ...	12/20/2022	01/01/2024	Medium	
	0.251	HCC23	Other Significant Endocri...	ICD10CM	E310	Autoimmune polyglandul...	10/31/2023	01/01/2024	High	
	0.549	HCC161	Chronic Ulcer of Skin, Exc...	ICD10CM	L97521	Non-prs chronic ulcer oth ...	07/06/2023	01/01/2024	High	
	0.208	HCC122	Proliferative Diabetic Reti...	ICD10CM	E10359	Type 1 diabetes w prolif d...	02/04/2022	01/01/2024	High	
	0.339	HCC58	Major Depressive, Bipolar...	ICD10CM	F39	Unspecified mood [affecti...	10/05/2022	01/01/2024	Low	
	0.731	HCC21	Protein-Calorie Malnutriti...	ICD10CM	E46	Unspecified protein-calori...	05/06/2023	01/01/2024	High	
	0.488	HCC135	Acute Renal Failure	ICD10CM	N179	Acute kidney failure, unsp...	03/07/2023	01/01/2024	High	
	0.339	HCC58	Major Depressive, Bipolar...	ICD10CM	F330	Major depressive disorde...	05/19/2022	01/01/2024	Low	
	0.325	HCC11	Colorectal, Bladder, and O...	ICD10CM	C099	Malignant neoplasm of to...	12/20/2023	01/01/2024	Medium	

8640 results

HCC/Diagnosis Gap Report

- ▶ Diagnoses should be billed out once a year
 - ▶ Common example: BCS Exclusion of a double mastectomy
- ▶ HCC can also be viewed on the patient Point of Care Screen (picture below)

Priority Attention Risk **Conditions** Care Team Comments Campaigns Letters Tags Coverage

HCC Conditions - 5/7 met, 1.659/2.878 HCC RAF

Condition Name	HCC Weight	Code	Description	Context	Last Identified	Remove
✔ Rheumatoid Arthritis and Inflammatory Connective Tiss...	0.383	M069	Rheumatoid arthritis, unspecified	P	04/11/2024	🗑️
✔ Vascular Disease	0.306	I701	Atherosclerosis of renal artery	P	04/11/2024	🗑️
❌ Protein-Calorie Malnutrition	0.731	E46	Unspecified protein-calorie malnutrition	F	05/06/2023	🗑️
❌ Acute Renal Failure	0.488	N179	Acute kidney failure, unspecified	P	03/07/2023	🗑️

General Conditions

Supplemental Validation Report

- ▶ The report shows potential errors in the EMR entry based on the expected output—This can cause the payer to reject the record
 - ▶ Examples: Symbols or words listed with numeric results or result out of the expected range



Reports Library ⓘ

Available Reports

- BCBS >
- Care Management/PDCM >
- Patient Management >
- PCMH >
- Priority Health >
- SDOH >
- Other ▾
 - [COVID-19 Vaccination Targeted List by Conditions](#)
 - [HCC/Diagnosis Gap Report](#)
 - [Health Education Impact Report](#)
 - [Manual Entry Report](#)
 - [Reminder Letters](#)
 - [SCP ADT Report](#)
 - [Supplemental Validation Report](#)**
 - [TCM - Audit Report](#)

Supplemental Validation Report Edit Filters ☆

Services that have been flagged as having an error on Health Focus end.

Service Code	Record Type	Code System	Code	Observation Date	Result Operand	Result	Units	Load ID	Error
HG	R	LOINC	8302-2	07/28/2023	=	54*	[in_l]	66541	Expected numeric output
HG	R	LOINC	8302-2	11/09/2023	=	411*	[in_l]	58120	Expected numeric output
HG	R	LOINC	8302-2	12/21/2023	=	411*	[in_l]	58120	Expected numeric output
HG	R	LOINC	8302-2	08/08/2023	=	411*	[in_l]	55959	Expected numeric output
BM	R	LOINC	39156-5	09/22/2023	=	33.47	kg/m2	54748	Expected corresponding weight record for BM service.
WG	R	LOINC	29463-7	09/22/2023	=	240.	[lb_av]	54748	Expected numeric output
DP	R	LOINC	8462-4	02/26/2024	=	73 (BOTH H...	mm[Hg]	59498	Expected numeric output
DP	R	LOINC	8462-4	02/22/2024	=	74 HOME	mm[Hg]	59087	Expected numeric output
WG	R	LOINC	29463-7	02/21/2024	=	1921.90	[lb_av]	59087	Expected range [1 - 1000]
BM	R	LOINC	39156-5	02/21/2024	=	268.02	kg/m2	59087	Expected range [1 - 100]
NU	S	ICD10CM	Z713	09/28/2023	=			63658	Invalid age range [2 years 1 day - 18 years -1 days]
HG	R	LOINC	8302-2	01/03/2023	=	56*	[in_l]	58120	Expected numeric output

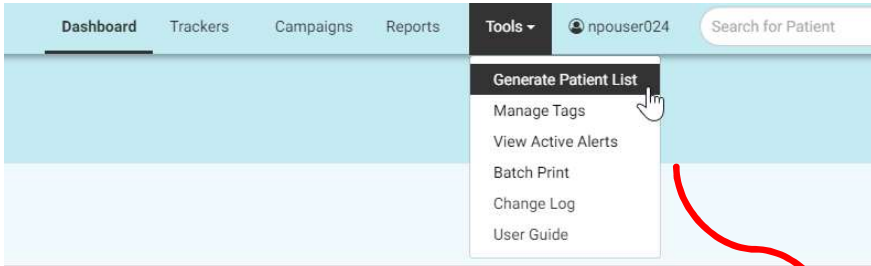
367 results

BCBS/BCN Manual Entry

- ▶ Heb is the only place that manual entry can be done
- ▶ Start with the longer-range measures such as COL and BCS
- ▶ Measures such as CBP (Hypertension) and GSD (A1C) will only consider the most recent result
 - ▶ Example: The patient may have an A1C of 7.8 today, but if it is completed again on or before 12/31 of the measurement year, the most recent result will be used.
- ▶ Annual Measures will reset on January 1st regardless of when the last result was completed
- ▶ All manual entries must be properly documented in the EMR and include the lab or procedure report
 - ▶ Errors in the manual entry or missing information in the EMR can cause us to lose measures we are able to submit electronically.

Incentive Status Report

- ▶ This report is manually generated based on the criteria you want to use from Generate Patient List
- ▶ This report can show where the patient is compliant or noncompliant
 - ▶ Health Focus and Payer Compliant
 - ▶ Only Health Focus Compliant
 - ▶ Depending on the date of service, claims may not be processed yet
 - ▶ The patient may have switched payers and the new payer does not have the claim data
 - ▶ Only Payer Compliant
 - ▶ Treatment Opportunity Report
 - ▶ Neither Compliant



Generate Patient List

Filters:

- Patient Name / Patient ID / Contract #
- Gender: Select, or enter new value...
- Race: Select...
- DOB From: MM/DD/YYYY
- DOB To: MM/DD/YYYY
- Deceased: No
- Population: All Patients
- Practice Unit(s): Select...
- Primary Care Provider(s): Select...
- Product Class(es): Select...
- Practice Tag(s): Select...
- Payer(s): Blue Care Network, Blue Cross Blue Shield
- Product Group(s): Select...
- Patient Tag(s): Select...
- Other Coverage(s): Select...
- CM Incentive: Select...
- Care Management: Select...
- Care Manager(s): Select...
- Specialist(s): Select...
- Measures: Select...
- Risk Type(s): Select...
- Measure Last Service From: MM/DD/YYYY
- Measure Last Service To: MM/DD/YYYY
- Measure Compliance: Select...
- Incentive Status: Both compliant, Only Health Focus compliant, Only payer compliant, Neither compliant
- Risk Rank(s): Select...
- Patient Last Service From: MM/DD/YYYY
- Patient Last Service To: MM/DD/YYYY
- Acute Encounters: Select...
- HCC Condition Compliance: Select...
- Include patients with no services?
- General Conditions: Select...
- Last Appointment Date From: MM/DD/YYYY hh:mm am
- Last Appointment Date To: MM/DD/YYYY hh:mm am
- Next Appointment Date From: MM/DD/YYYY hh:mm am
- Next Appointment Date To: MM/DD/YYYY hh:mm am
- Min Cost: _____
- Max Cost: _____
- Cost Period: _____
- Next Appointment Date: _____
- Next Appointment Provider: _____

▶ Toggle from Patient Summary to Patient Measures



Limit to Incentivized Patients

NEW CAMPAIGN

Edit Filters Incentive Status: Only Health Focus compliant Deceased: No Population: All Scope: My Panel(s) Payer(s): Blue Care Network; Blue Cross Blue Shield

Reset Filters

Patient ID	Measure	Incentivized	Compliance	Last Service Date	Last Service Value	All Compliance	Risk Rank	Incentive Status
242388	(AWV) Annual Wellness Visit for Medicare Patients	Yes	✓	09/04/2024	Completed	11 / 25	Medium	HF
290445	(BPD) Diabetes: Blood Pressure Control	Yes	✓	08/22/2024	108 / 72	15 / 26	Low	HF
290445	(EED) Diabetes: Retinal Eye Exam	Yes	✓	08/29/2023	Eye Care Professional - Negative	15 / 26	Low	HF
3161	(CBP) Hypertension: Blood Pressure Control	Yes	✓	08/16/2024	136 / 58	10 / 25	High	HF
15621	(AWV) Annual Wellness Visit for Medicare Patients	Yes	✓	08/13/2024	Completed	14 / 26	Low	HF
10209	(AWV) Annual Wellness Visit for Medicare Patients	Yes	✓	09/10/2024	Completed	11 / 21	High	HF
4299	(AWV) Annual Wellness Visit for Medicare Patients	Yes	✓	08/14/2024	Completed	11 / 26	Medium	HF
304366	(AWV) Annual Wellness Visit for Medicare Patients	Yes	✓	07/17/2024	Completed	12 / 24	High	HF
4405	(AWV) Annual Wellness Visit for Medicare Patients	Yes	✓	09/03/2024	Completed	13 / 25	High	HF
6308	(AWV) Annual Wellness Visit for Medicare Patients	Yes	✓	09/11/2024	Completed	12 / 26	Medium	HF
46872	(EED) Diabetes: Retinal Eye Exam	Yes	✓	12/05/2023	Screening Complete	13 / 25	Medium	HF
5729	(CBP) Hypertension: Blood Pressure Control	Yes	✓	08/21/2024	136 / 82	10 / 26	Medium	HF

Incentive Status on Point of Care

Chronic Conditions 6

Adult Diabetes			
Name	Compliance	Last Value	Last Date
(BPD) Diabetes: Blood Pressure Control ⓘ	✘	138 / 70	12/20/2023
(GSD) Diabetes: A1c Testing ⓘ	✘	8.20 %	12/20/2023
(GSD) Diabetes: A1c Control (<8%) ⓘ HF ⓘ	✘	8.20 %	12/20/2023
(GSD) Diabetes: A1c Control (<=9%) ⓘ	✘	8.20 %	12/20/2023
(EED) Diabetes: Retinal Eye Exam ⓘ HF ⓘ	✘		
(SPD) Statin Therapy (DM): Received Statin Therapy ⓘ HF ⓘ	✔		
(KED) Diabetes: Kidney Health Evaluation ⓘ HF ⓘ	✘	Completed	12/20/2023

Screenings			
Adult Preventive Screenings			
Name	Compliance	Last Value	Last Date
(COL) Colorectal Cancer Screening ⓘ HF ⓘ	✔	Colonoscopy	03/08/2024
(BCS) Breast Cancer Screening ⓘ HF ⓘ	✔	Screening Complete	07/14/2023
(CCS) Cervical Cancer Screening ⓘ HF ⓘ	✔	Cervical Cytology/HPV Co-Testing - Negative	12/20/2023

Common EMR Data Entry Errors

- ▶ Incorrect use of **Structured Data Fields** in Lab/DI orders
 - ▶ Incorrect **Dates** entered into Lab/DI orders
 - ▶ Incorrect **Results** entered into Lab/DI orders
 - ▶ **Blank** structured data fields
 - ▶ **Free-Typing** into structured data fields
- ▶ **Typos**
 - ▶ Height entered as 1 inch
 - ▶ BP either flipped to diastolic/systolic

Treat Structured Data Fields with R-E-S-P-E-C-T

- ▶ **Non-result-dependent measures (e.g., colonoscopy, mammogram, etc.)**
 - ▶ Documentation in the **Result Date** field of a DI order identifies the test as completed
- ▶ **Result-dependent measures (e.g., HbA1c DM retinal eye exam)**
 - ▶ Documentation in the **Result** field of a Lab order identifies the test as completed
- ▶ **Make sure the structured data fields only contain the information you want reported to Health Focus and the payers**
 - ▶ E.g., closing an incomplete DI with a date entered in the Result Date field will trigger the erroneous capture of a completed DI
 - ▶ E.g., typing “test not done” in a structured Lab Result field will trigger the erroneous capture of a “completed” lab
 - ▶ Use non-structured “Notes” or “Internal Notes” fields to document information such as “test not completed”
 - ▶ E.g., If a second BP of the visit is better than the first, put the second BP value in the structured Vitals field. (Don’t free-type it elsewhere).